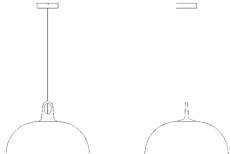














JIM dome,
Design by Patrick Norguet

Model JIM dome

Immediate function, uncomplicated style, durable materials, modular at will. Inspired by the abat-jours of the ateliers of the early 1900s, JIM is a system of suspension lamps with distinctive shapes and a versatile composition that suits any interiors and living environment. JIM's versatility is further enhanced by the colour range: the two finishes for the shades can be combined with the two different suspension hook hues as desired.



JIM dome	Light source	Structure: Metal	Diffuser: Metal	Hook : Methacrylate	Code
	E27 A60 LED 1 x Max 25 W Bulb not included	 Matte Black – 9005	 Matte White – 9010	 Grey	16924 2800
		 Matte Black – 9005	 Matte White – 9010	 Honey	16924 6600
		 Matte Champagne	 Matte White – 9010	 Grey	16924 2700
		 Matte Champagne	 Matte White – 9010	 Honey	16924 6500





Net weight: 2.20 kg

Parcels: 2

CE

IP20

Energy Saving 

Dim 

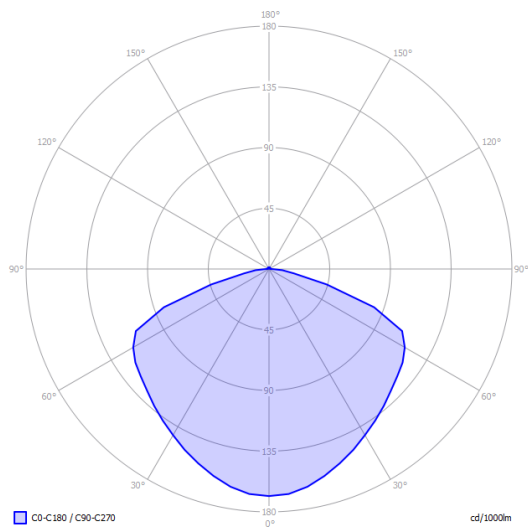
ERC




JIM dome

Photometric data


E27 A60 LED
1 x Max 25 W




Options of JIM dome



JIM bell



JIM cone



JIM cylinder